

## Help with Windows 8

**Windows 8 Tutorial from Microsoft**  
<http://windows.microsoft.com/en-us/windows-8/tutorial>

**Keyboard Shortcuts for Windows 8 from Microsoft**  
<http://windows.microsoft.com/en-us/windows-8/new-keyboard-shortcuts>

### Quick Tips for Windows 8


#### Shutting Down Your Computer











Point to the upper-right corner of the screen, move the mouse pointer down, and then click Settings. Click Power then Shut Down

#### Locking Your Computer

When you are away from your computer it is a good practice to lock it. You will need to type in your password when you return to your computer.

In order to lock it, click on your account picture in the upper right corner of your screen. Choose lock.

Another option is to use the keyboard shortcut  L.

Windows 8 Shortcuts	
Ctrl + or Ctrl -	Zoom in and out
 Q	Search for apps
 L	Lock computer (Type in password to unlock)
 F	Search for files
 X	Quick access menu
 D	Show desktop
 W	Search settings
 Print Screen	Save a screen shot to pictures folder
Ctrl Shift Esc	Opens task manager
 Down Arrow	Minimize screen
 Up Arrow	Maximize screen
 ,	Temporarily view desktop
Alt F	Shuts down in desktop view

Please check for more tips in future Curriculum Updates.